

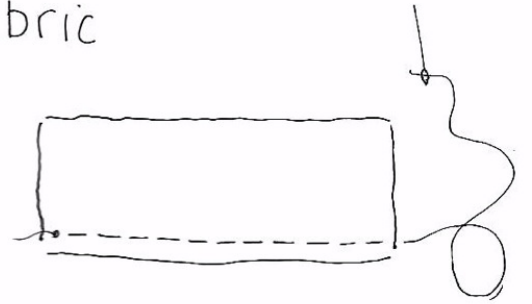
# Acorn Pin Cushion



✂️ Cut a strip of wool or felt fabric to make the cup.

✂️ Add a line of stitches along the base and then pull on the thread to gather the fabric

✂️ Sew the two end together to make the cup.



Fill the cup with wool or polyester stuffing.

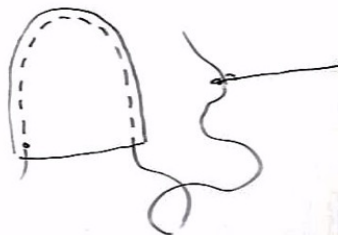
✂️ Cut out a couple of cap shapes like this to make the acorn.





✂️ Pin them together and sew all around the curved edge to make the acorn.



Remove the pin!  
turn it right sides around  
and stuff this too



Place the acorn in the cup and sew them both together



✂️ Add a pair of oak leaves and a loop of ribbon if you like.

